



#### Applications

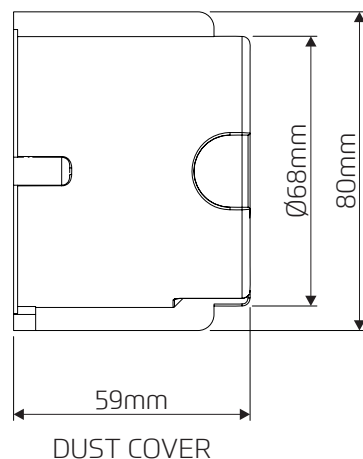
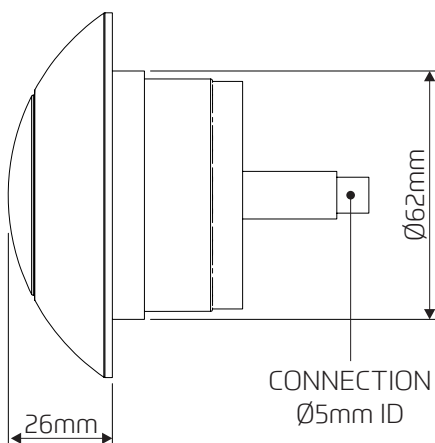
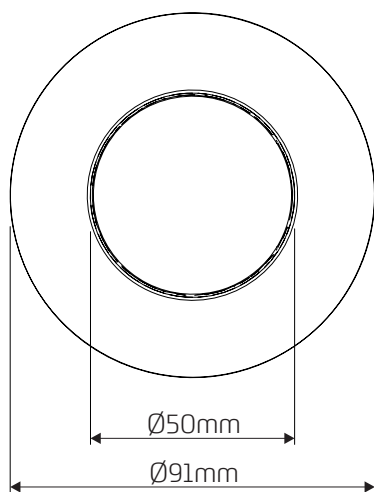
Designed for use with Dudley Pushflo cisterns.

#### Features

- ~ Chrome plated finish
- ~ Smooth pneumatic operation
- ~ Can be positioned up to 250mm from the cistern.



#### Dimensional Data



#### Technical Data

Wall Thickness	≥2mm
Installation Aperture	Ø62-65mm hole
Fixing Type	Mounted Chassis (Screws Supplied)
Button Operation	Pneumatic
Flush Option	Single Flush
Product Code	316562