Data Sheet | Item Number: 221-415

Splicing connector with levers; for all conductor types; max. 4 mm²; 5-conductor; transparent housing; Surrounding air temperature: max 85°C (T85); 4,00 mm²; transparent

https://www.wago.com/221-415



Color: transparent

Continued on next page

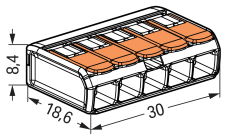

Dimensions in mm

Splicing connector with levers, 221 Series, lever

This splicing connector with levers (item number 221-415) simplifies electrical installations. From intercom system wiring to electric ovens—connecting different conductor types is quick and hassle-free with WAGO's practical 221 Series splicing connector. Strip lengths must be 11 mm when connecting conductors to this splicing connector with levers. Rated current and voltage are important parameters when selecting a splicing connector, as they indicate possible applications and uses. This product has a rated voltage of 450 V and a rated current of 32 A, making it suitable for high-load applications. This product features conductor terminals and utilizes CAGE CLAMP®. Our reliable and maintenance-free CAGE CLAMP® connection makes it easy to connect all types of conductors without having to prepare the conductor. For example, you don't need to crimp ferrules. The dimensions are (30 x 8.4 x 18.6) mm (width x height x depth). This splicing connector with levers is suitable for conductor cross-sections ranging from 0.2 mm² to 4 mm².

This product is suitable for certain Ex applications (see product data sheet)

WAGO's 221 Series Splicing Connector with levers impresses with its innovative design for different conductor cross-sections. That's why WAGO's lever-equipped splicing connector holds a unique trademark within electrical interconnection technology. The flat levers, which fit seamlessly into the 221's base, act like a cast when closed and can be positioned neatly in any housing without disturbing edges. Due to the wide design of each leaver, they can all be operated perfectly without tools for convenient conductor terminations. The transparent housing displays robust technology and enables immediate visual inspection for the correct contact of solid, stranded and fine-stranded conductors. Resembling piano keys, the levers' design perfectly combines the functional and aesthetic connection technology "Made by WAGO." This product is designed for specific Ex applications (please refer to the product datasheet).

- Actuation via lever
- Suitable for specific Ex applications
- Compact sizes
- Permanently secure connections

Notes

General safety information	**NOTICE: Observe installation and safety instructions!** ▪ **Only to be used by electricians!** ▪ Do not work under voltage/load! ▪ Use only for proper use! ▪ Observe national regulations/standards/guidelines! ▪ Observe technical specifications for the products! ▪ Observe the number of permissible potentials! ▪ Do not use damaged/dirty components! ▪ Observe conductor types, cross-sections and strip lengths! ▪ Insert conductor until it hits the product's backstop! ▪ Use original accessories! **To be sold only with installation instructions!**
Safety Information	in grounded power lines

 Continued on next page

Electrical data

Ratings per	EN 60664		
Overvoltage category	III	III	II
Pollution degree	3	2	2
Nominal voltage	-	-	450 V
Rated impulse withstand voltage	-	-	4 kV
Rated current	-	-	32 A

Approvals per	UL 486C		
Use group	B	C	D
Rated voltage	-	600 V	-
Rated current	-	20 A	-

General information

Wiring direction	Side-entry wiring

Connection Data

Clamping units	5
Total number of potentials	1

Connection 1

Connection technology	CAGE CLAMP®
Actuation type	Lever
Connectable conductor materials	Copper
Nominal cross-section	4 mm² / 12 AWG
Solid conductor	0.2 … 4 mm² / 24 … 12 AWG
Stranded conductor	0.2 … 4 mm² / 24 … 12 AWG
Fine-stranded conductor	0.14 … 4 mm² / 24 … 12 AWG
Strip length	11 mm / 0.43 inches
Wiring direction	Side-entry wiring

Physical data

Width	30 mm / 1.181 inches
Height	8.4 mm / 0.331 inches
Depth	18.6 mm / 0.732 inches

Material data

Note (material data)	Information on material specifications can be found here
Color	transparent
Material group	IIIa
Insulation material (main housing)	Polycarbonate (PC)
Flammability class per UL94	V2
Fire load	0.074 MJ
Actuator color	orange
Weight	4 g

Environmental requirements

Ambient temperature (operation)	+85 °C
Ambient temperature (storage)	-40 … +60 °C
Continuous operating temperature	105 °C
Temperature marking per EN 60998	T85

 Continued on next page

Commercial data

Product Group	7 (Push Wire Conn.)
PU (SPU)	250 (25) pcs
Packaging type	Box
Country of origin	DE
GTIN	4055143234658
Customs tariff number	85369010000

Product Classification

UNSPSC	39121409
eCl@ss 10.0	27-14-11-04
eCl@ss 9.0	27-14-11-04
ETIM 9.0	EC000446
ETIM 10.0	EC000446
ECCN	NO US CLASSIFICATION

Environmental Product Compliance

Product sustainability data	Link
RoHS Compliance Status	Compliant,No Exemption

Approvals / Certificates

General approvals

Approval	Standard	Certificate Name
CCA DEKRA Certification B.V.	EN 60998	NTR NL-7827
cULus_Listed_667F Underwriters Laboratories Inc.	UL 486C	E69654
ENEC 05 DEKRA Certification B.V.	EN 60998	71-168264
UL Underwriters Laboratories Inc.	UL 467	E201573

Approvals for marine applications

Approval	Standard	Certificate Name
ABS American Bureau of Shipping	EN 60998	23-2417173-PDA
LR Lloyds Register	EN 60998	LR2446364TA
PRS Polski Rejestr Statków	EN 60998	TE/1093/880590/23

Declarations of conformity and manufacturer's declarations

Approval	Standard	Certificate Name
EU-Declaration of Conformity WAGO GmbH & Co. KG	-	-
UK-Declaration of Conformity WAGO GmbH & Co. KG	-	-

 Continued on next page

Downloads

Environmental Product Compliance

Compliance Search

Environmental Product Compliance 221-415

Documentation

Bid Text

221-415	19.02.2019	xml 3.43 KB	
221-415	23.01.2019	docx 15.31 KB	
ausschreiben.de 221-415			

CAD/CAE-Data

CAD data

2D/3D Models 221-415

CAE data

EPLAN Data Portal 221-415

ZUKEN Portal 221-415

1 Compatible Products

1.1 Optional Accessories

1.1.1 General accessories

1.1.1.1 Empty housings

Item No.: 207-4301
Junction box; Branch; for multicore cables; 221 Series; max. 4 mm² connectors; without splicing connectors; white

1.1.1.2 Moisture protection

Item No.: 207-1332
Gelbox; Branch; for cables; with gel; 221, 2x73 Series; max. 4 mm² connectors; without splicing connectors; Size 2; gray

Continued on next page

1.1.2 Jumper

1.1.2.1 Jumper

Item No.: 221-941/000-006
Jumper; for conductor entry; 2-way; insulated; blue

Item No.: 221-942/000-006
Jumper; for conductor entry; 2-way; insulated; blue

Item No.: 221-941
Jumper; for conductor entry; 2-way; insulated; dark gray

Item No.: 221-942
Jumper; for conductor entry; 2-way; insulated; dark gray

1.1.3 Mounting adapter

1.1.3.1 Mounting accessories

Item No.: 221-500/000-006
Mounting carrier; 221 Series - 4 mm²; for DIN-35 rail mounting/screw mounting; blue

Item No.: 221-500/000-053
Mounting carrier; 221 Series - 4 mm²; for DIN-35 rail mounting/screw mounting; dark gray-yellow

Item No.: 221-500
Mounting carrier; 221 Series - 4 mm²; for DIN-35 rail mounting/screw mounting; orange

Item No.: 221-505/000-004
Mounting carrier; for 5-conductor terminal blocks; 221 Series - 4 mm²; for screw mounting; black

Item No.: 221-505
Mounting carrier; for 5-conductor terminal blocks; 221 Series - 4 mm²; for screw mounting; white

Item No.: 221-515/000-004
Mounting carrier; for 5-conductor terminal blocks; 221 Series - 4 mm²; with snap-in mounting foot for horizontal mounting; black

Item No.: 221-515
Mounting carrier; for 5-conductor terminal blocks; 221 Series - 4 mm²; with snap-in mounting foot for horizontal mounting; white

Item No.: 221-525/000-004
Mounting carrier; for 5-conductor terminal blocks; 221 Series - 4 mm²; with snap-in mounting foot for vertical mounting; black

Item No.: 221-525
Mounting carrier; for 5-conductor terminal blocks; 221 Series - 4 mm²; with snap-in mounting foot for vertical mounting; white

Installation Notes

Conductor termination

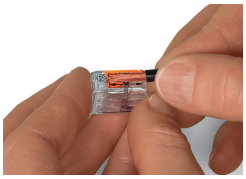

Strip conductor to 11 mm (0.43 inch).



Pull up an orange lever to open the clamping unit.



Then insert the conductor and push the lever back down, flush with the connector housing.

Compact, lever-operated splicing connectors:
Tool-free connection of fine-stranded conductors from 0.14 ... 4 mm², as well as solid or stranded conductors from 0.2 ... 4 mm² (24 ... 12 AWG).
Safety:
The lever's specially designed rest position reliably prevents accidental unclamping of a connected conductor.
Application safety, for any type of conductor (solid, stranded, fine-stranded), is confirmed by approvals like ENEC or UL.

 Continued on next page

Application



Wiring fine-stranded conductors in junction boxes.



Custom low-voltage lighting system

Lighting distribution in a ceiling canopy

Pendant light connection in a suspended ceiling